

OPAL 2.0

INTERACTIVE INDOOR / OUTDOOR
POLYVALENT LED CABINET





OVERVIEW

The OPAL 2.0 represents the evolution of our INTERACTIVE products, that we formerly commercialized under our MEDIA range. Our experience led us to conclude that such products were better suited for rental applications, or should at least have the ability to be used as such. Therefore, we designed the OPAL 2.0, combining interactive LED display technology with touring-oriented features inspired by our most notorious and battle-tested PRO-TOURING LED cabinet : the BERYL.



APPLICATION
Indoor - Outdoor



BRIGHTNESS
≤ 1200 NITS (indoor)
≤ 3500 NITS (outdoor)



INGRESS PROTECTION
IP65 (front) / IP55 (back)



WEIGHT
10 kg/cabinet



PIXEL PITCH
P2.6 P3.9



MATERIAL
Die-casting + CNC aluminum



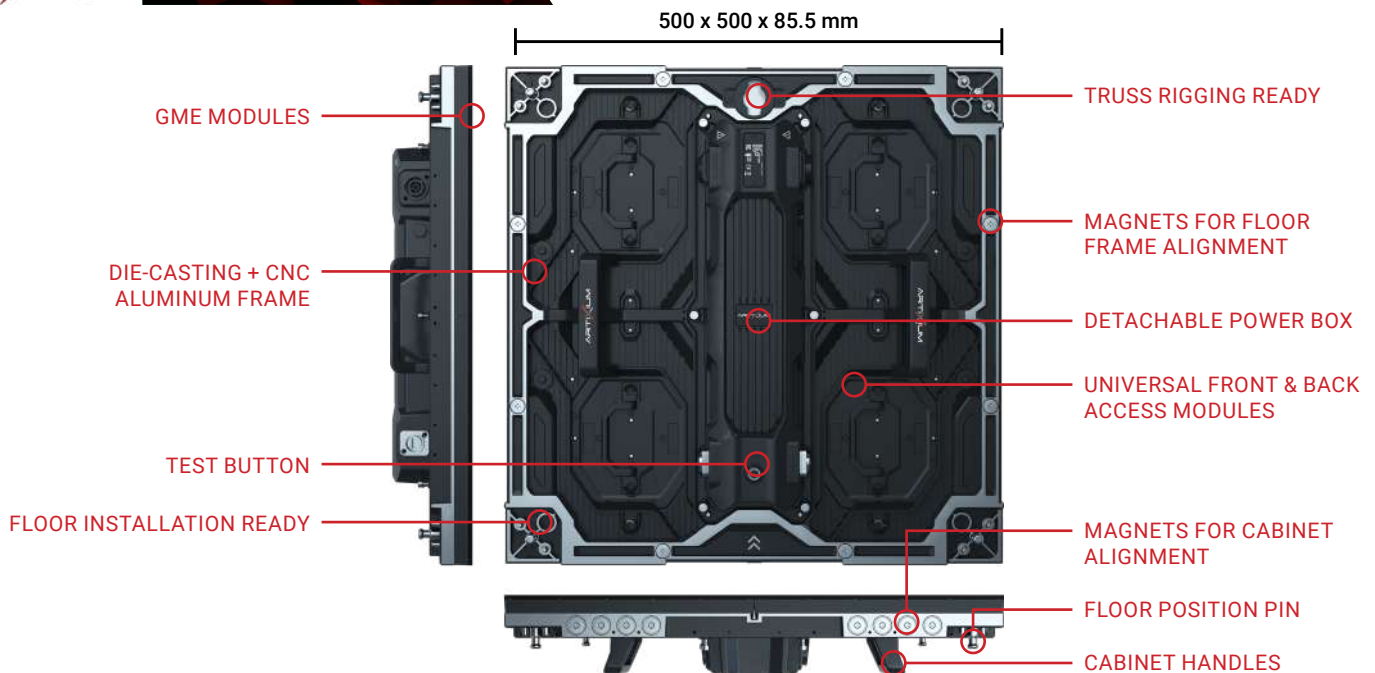
DISPLAY AREA (w x h)
500 x 500 mm



MAINTENANCE
Front & back maintenance



FEATURES



FINE PITCH & HIGH CONTRAST RATIO

Coupled with the use of Black Face LEDs, and top-notch GME technology, the fine P2.6 & P3.9 pixel pitches of the OPAL 2.0 makes for an excellent visual quality, which's sharpness is even en-


hanced by a high contrast ratio. This feature can further be improved on by using Full Black Face LEDs, that will add even more contrast.



ADJUSTABLE FEET FOR FLOOR SUPPORT



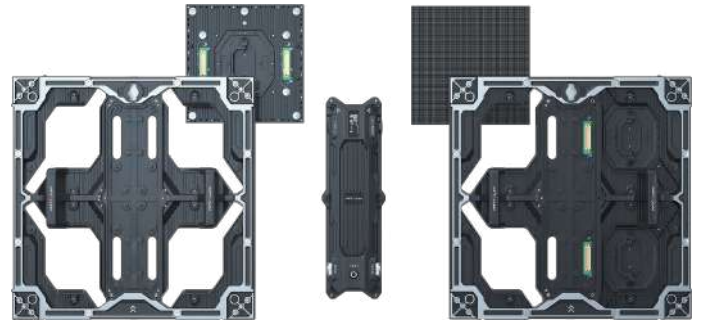
PERFECT CABINET ALIGNMENT WITH FRAME MAGNETS



IP65 (FRONT) / IP55 (BACK)

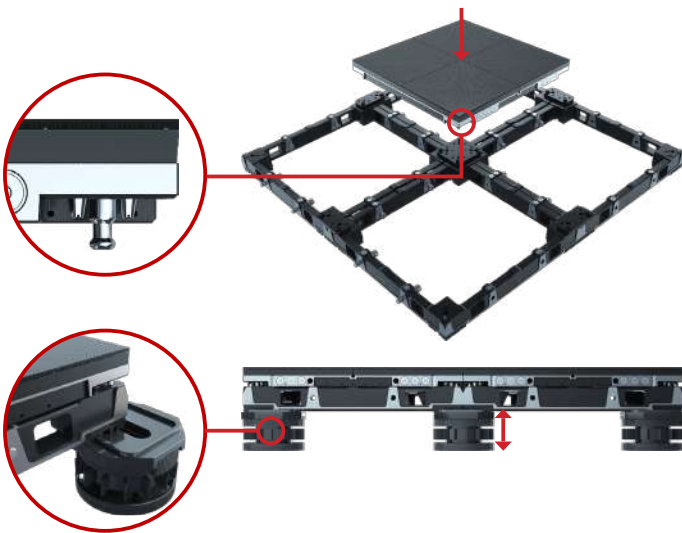
UNIVERSAL MODULES

Much like the BERYL before it, the OPAL 2.0 boasts universal modules, a must for touring applications, as this feature allows your spare parts to fit all your needs on the go. Easily removable from the front or the back of your installation, these heavy-duty modules can endure without requiring any maintenance.



FLOOR APPLICATION

The OPAL 2.0 enhances upon its predecessor's flooring capabilities by introducing floor frames that effortlessly interlock, allowing for precise leveling and alignment of your LED floor prior to cabinet installation. The integration of numerous magnets and kingpins within the frames and cabinets significantly streamlines the installation process, transforming the setup of a seamless LED floor into a straightforward task.




EASY MAINTENANCE

The OPAL 2.0 boasts a design that facilitates maintenance whether approached from the front or the back. When tending to the LED screen from the front, a suction cup tool suffices to effortlessly detach the magnetic modules, enabling swift replacement. Alternatively, for rear maintenance, the cabinet frame is engineered to permit the passage of modules, using the integrated handles, & ensuring convenient handling.



1.5 TONS PER m²

Similar to its predecessor, the OPAL 2.0 demonstrates remarkable durability when utilized as an LED floor, capable of supporting substantial weights. This resilience opens up various demanding applications for your OPAL 2.0 LED cabinet fleet, including dancefloors, presentation platforms for car dealerships, pedestrian walkways, and more.




INTERACTIVE OPTION

The OPAL 2.0 enhances its versatility by introducing an interactive feature. Whether employed as a wall or a floor, the capability of your LED screen to interact in real-time with your audience, with 256 integrated touch sensors per square meter, distinguishes this product from other LED cabinets, providing you with unparalleled creative potential.

TOURING READY

Reflecting the transition of our INTERACTIVE range from MEDIA to EVENT products, the OPAL 2.0 features hanging bars akin to those of the BERYL, capable of serving as supports for floor stacking using modular truss rigging systems. This user-friendly accessory seamlessly integrates with the floor frames, empowering you to craft comprehensive LED setups for diverse scenic environments.



GME TECHNOLOGY

The durability and visual excellence of the OPAL 2.0 are predominantly attributed to its GME module treatment, which guarantees resilience against scratches, shocks, static electricity, water, dust, sunlight, and other environmental factors. Moreover, it enhances your LED screen's contrast, resulting in sharper image definition.



TECHNICAL SPECIFICATIONS

Product Parameters	Unit	INDOOR		OUTDOOR
		2.6	3.9	3.9
Pixel Pitch	mm	2,60	3,91	3,91
LED		SMD1515 (SMD1010 opt.)	SMD2020	SMD1921
Application		Indoor polyvalent touring LED cabinet		Outdoor polyvalent touring LED cabinet
Ingress Protection	IP	IP65 (front) / IP55 (back)		
Brightness	cd/m ²	≤ 1200 Nits @5volts	≤ 800 Nits @5volts	≤ 3500 Nits @5volts
Color Temperature after calib (adjustable)	deg. K	6500		
Viewing Angle (50% brightness)	deg.	160 H / 160 V	160 H / 160 V	160 H / 160 V
Display Area (WxH)	mm	500 x 500 x 85		
Cabinet Size (WxHxD)	mm	500 x 500		
Module Size (WxHxD)	mm	250 x 250		
Pixel Matrix Per Cabinet (W x H)	px	192 x 192	128 x 128	128 x 128
Pixel Matrix Per Module (W x H)	px	96 x 96	64 x 64	64 x 64
Pixel Density	px/m ²	147456	65536	65536
Weight of a cabinet	kg	10		
Cabinet Material		Die-casting aluminum + CNC		
Maintenance Mode		Front and back (tools required for front)		
Mask specification		GME		
Contrast Ratio		High		
Grey scale (linear)	bit	16		
Brightness control	bit	16		
Processing depth	bit	16		
Color		281 Trillions		
Display Refresh Rate	Hz	3840		
Operation Power	V	AC100-240V		
Max. Power Consumption	W/m ²	650	550	650
Average Power Consumption	W/m ²	220	180	220
Control Mode		Synchronous / Asynchronous		
Video Frame Rate	Hz	50/60Hz		
Input Types Supported		DVI / SDI / HDMI		
3D ready (optional)		Yes		
Calibration		Yes		
Lifetime (50% brightness)	h	50000		
Operating Humidity Range		10-90%		
Operating Temperature Range		0 / +34°C		
Screen Uniformity Correction		-		
Certification		CE / FCC / ETL		
Available options		Interactive - floor - hanging bars / stacking systems		
Compatibility				

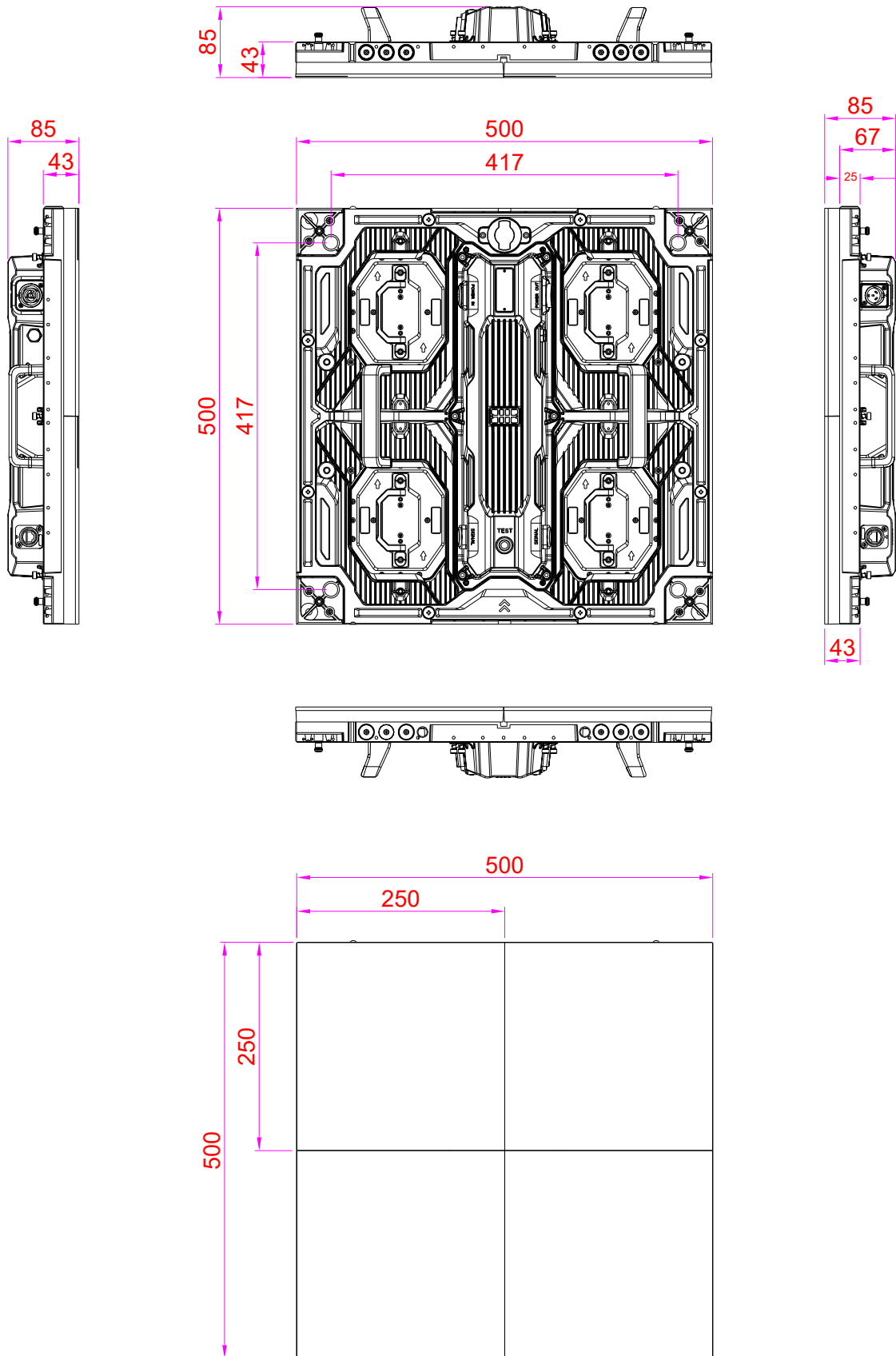


Information and design in this leaflet are subject to Artixium France SAS copyright. No material from this leaflet can be used in any context without ARTIXIUM approval. Designs and specifications are subject to change without notice. All images of ARTIXIUM products components and accessories used here are also subject to change without notice. All information presented herein is based on the latest information at the time of publishing. Actual results of performance and other specifications may differ or vary with production models and may depend on selected options and model ranks.



TECHNICAL DRAWINGS 1/3

500 x 500 mm cabinet

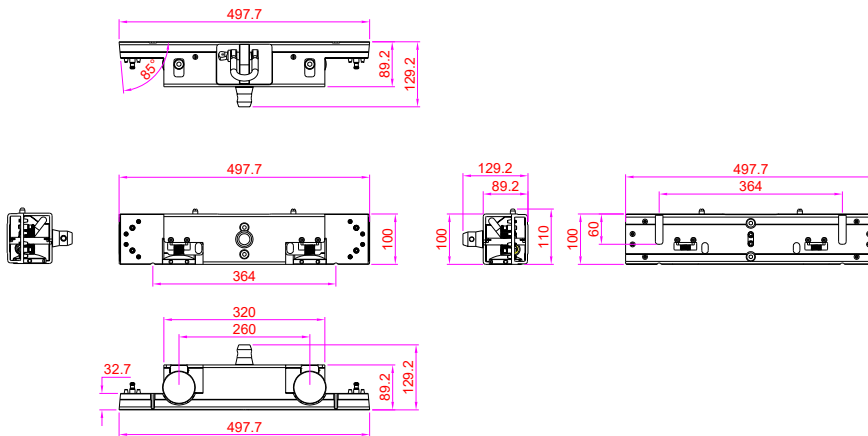




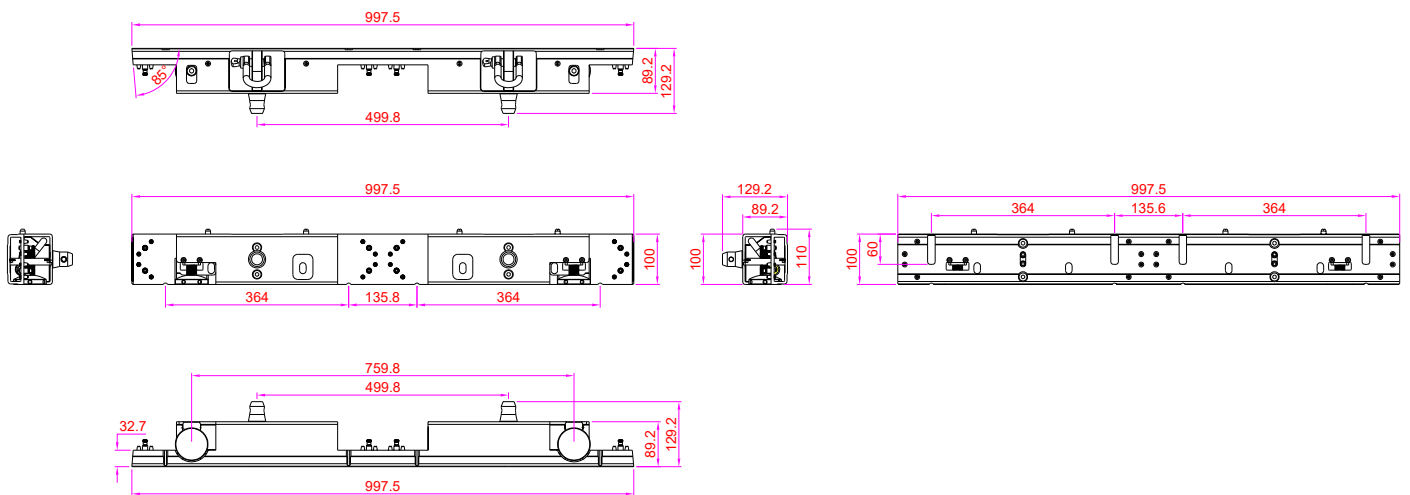
TECHNICAL DRAWINGS 2/3

Hanging bars / footstands

Single



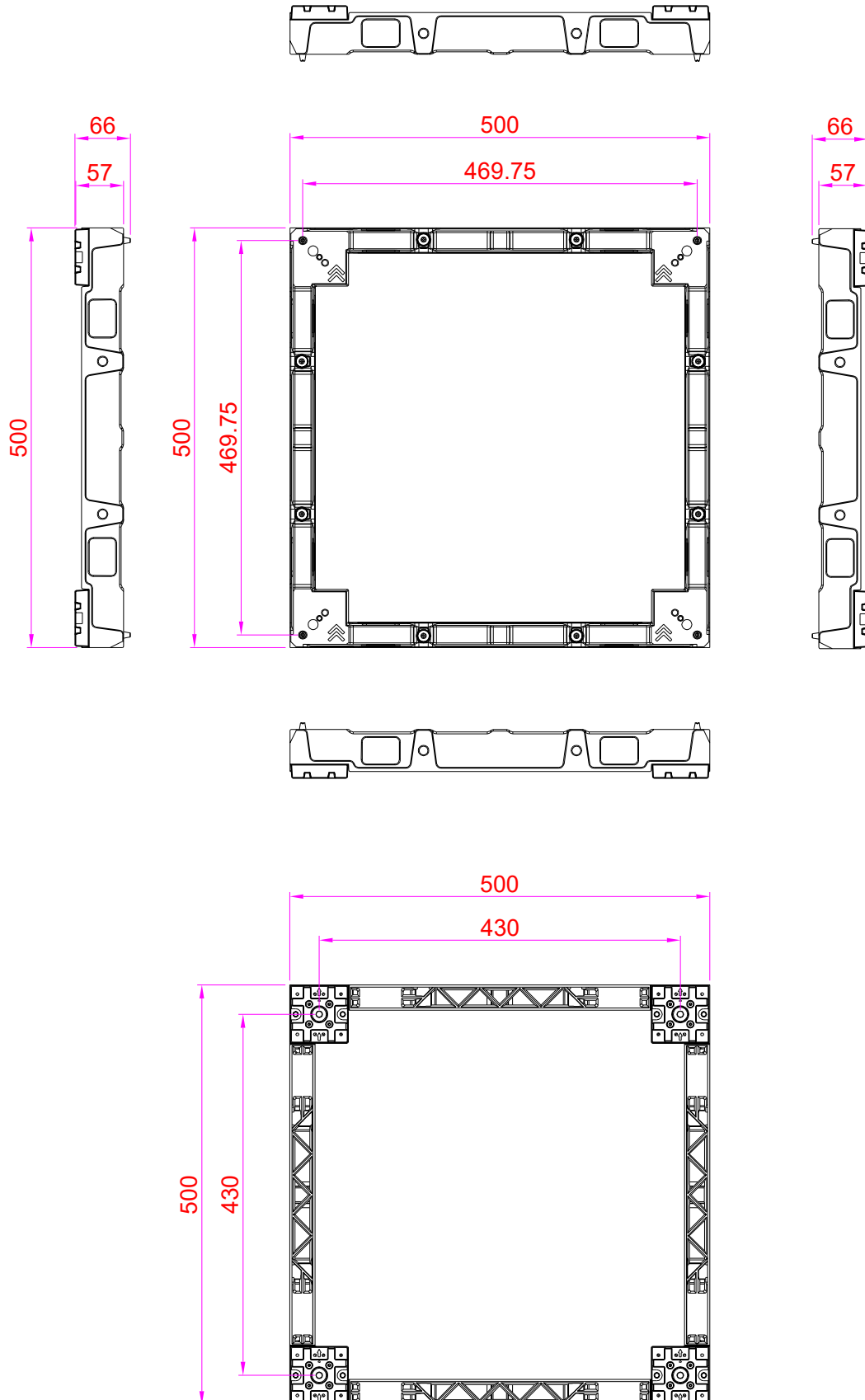
Dual





TECHNICAL DRAWINGS 3/3

Floor support frame





CONTACT

The Artixium regional branches are the key for the growth and development of our global network all over the world. Artixium's team is a spectrum of different nationalities and cultures, reflecting their global presence and mindset, mak-

ing their communication smooth and hassle-free with clients from all around the world. Customer care, Innovation and flexibility has always been our values and we intend to keep this reputation for many years to come.

ARTIXIUM FRANCHISES

"From your project's conception to its completion."



112 Avenue Franklin Roosevelt
69120 Vaulx-en-Velin
France



Artixium Operational Center
518000 Shenzhen
China




Weissensteinstrasse 90b,
46149 Oberhausen
Germany




Merkez Mah. Baglar Cad. A
Blok Apt. No: 14D/13 Kagithane, Istanbul
Turkey



 www.artixium.com

 0 428 001 801

 [linkedin.com/company/artixium](https://www.linkedin.com/company/artixium)

 twitter.com/artixium

 contact@artixium.com

 [youtube.com/@artixium](https://www.youtube.com/@artixium)

 [facebook.com/artixiumdisplayltd](https://www.facebook.com/artixiumdisplayltd)

 [instagram.com/artixium](https://www.instagram.com/artixium)



Since its creation in 2012 by two european entrepreneurs, Artixium has been evolving and always looking for innovative ways to contribute to the digital transition of our world. It only took a few years for Artixium to become a key player in the LED display industry.

www.artixium.com